

MIQvet

A revolution in radiology.

June 7, 2019



MIQVET, mission statement.



MIQVET

The aim of the MIQvet project is to facilitate diagnosis in veterinary radiology by revealing as many details as possible in any X-ray image.

Agenda



MIQvet

MIQvet, the cat skull

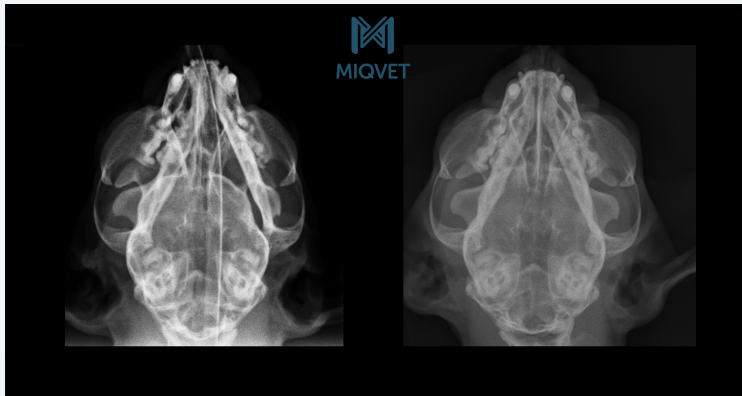
MIQvet, the cat skull

What details do you want to see?

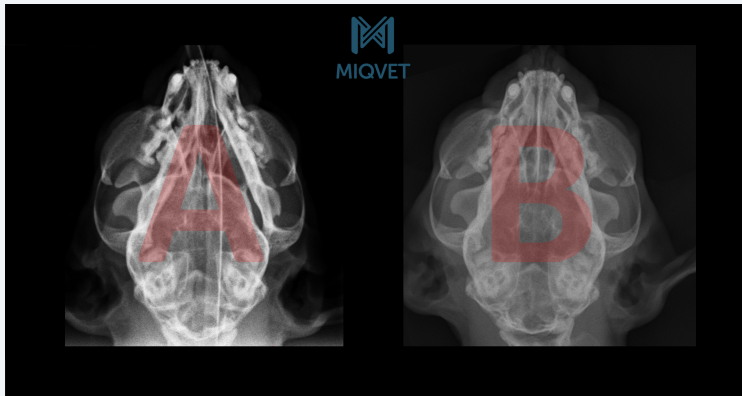
The cat skull example

- ▶ The same cat.
- ▶ The same X-ray tube and CR detector.
- ▶ Different settings for kV and mAs.
- ▶ Both images with maximal post processing for optimal quality.
- ▶ In the second image the tracheotube had already been removed.

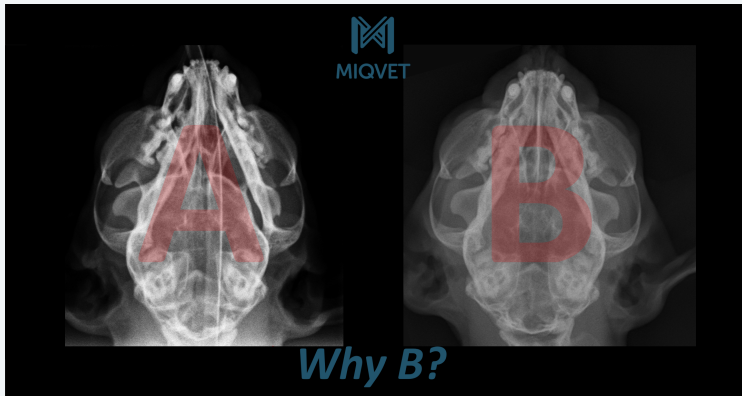
MIQvet, the cat skull



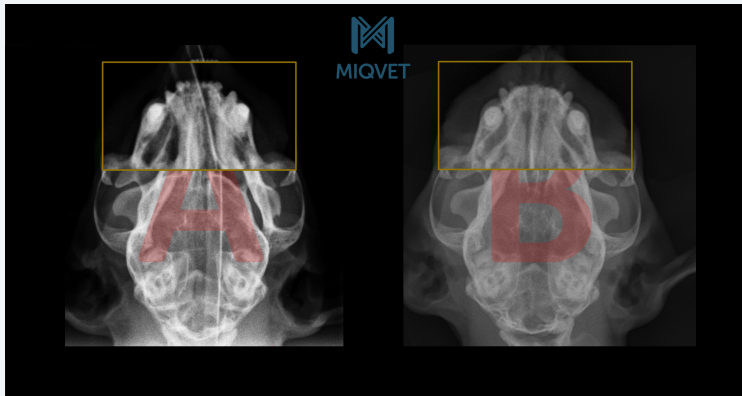
MIQvet, the cat skull



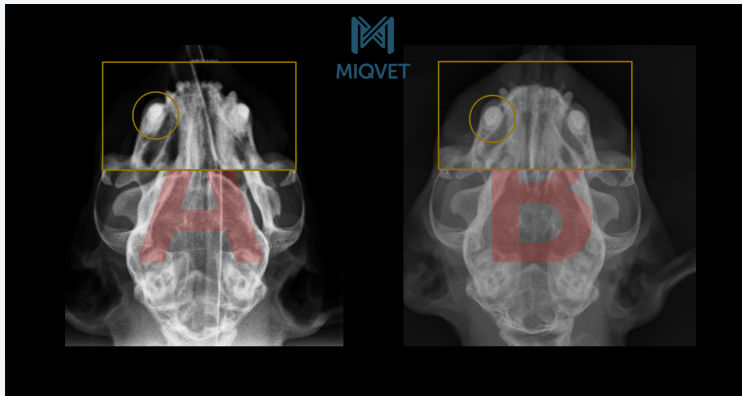
MIQvet, the cat skull



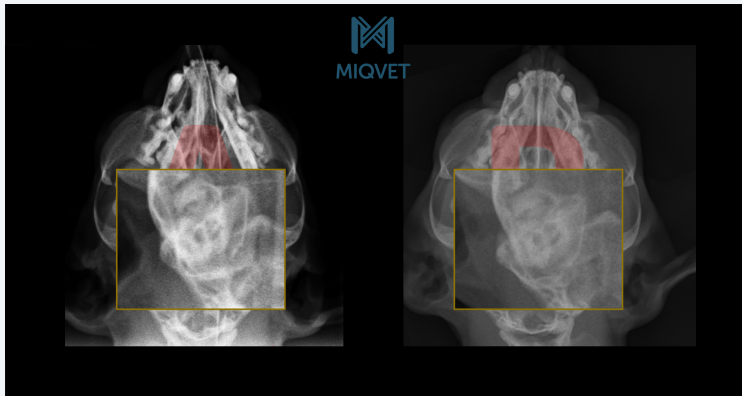
MIQvet, the cat skull



MIQvet, the cat skull



MIQvet, the cat skull



MIQvet, the cat skull

